

# MARTIN TOGETHER

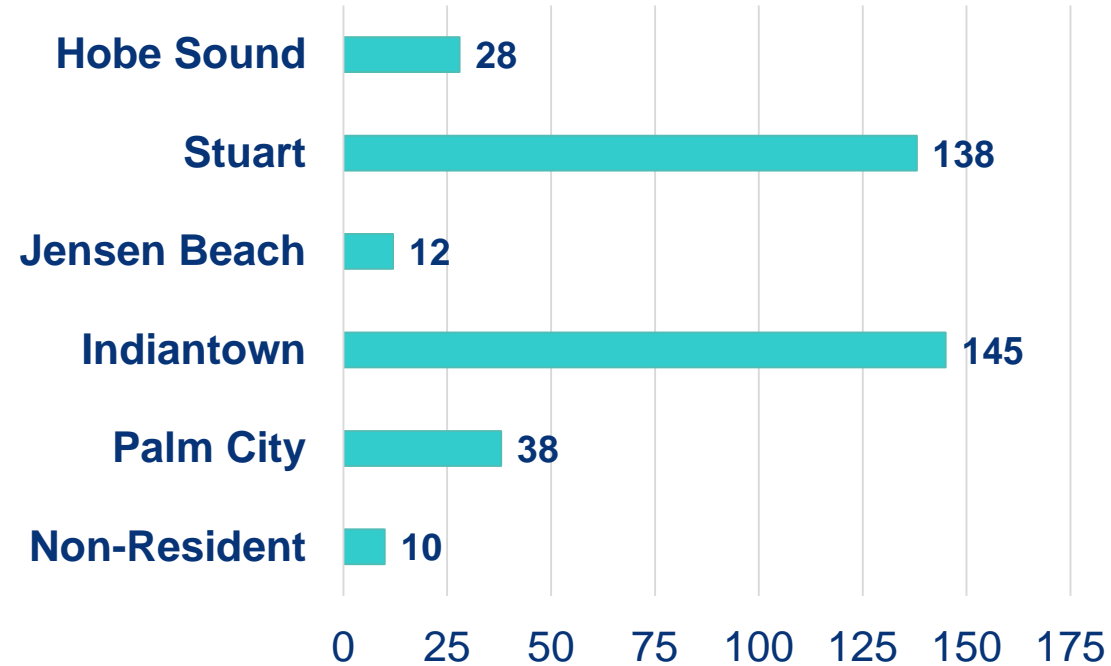
## PLANNING FOR OUR RECOVERY



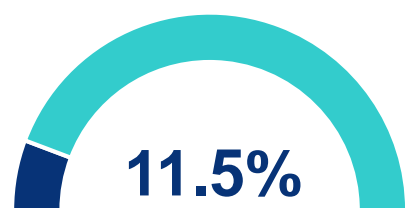
### Cumulative Case Information

	Current	Change
Cases	371	(+50)
Hospitalized	57	(+1)
Deaths	7	-

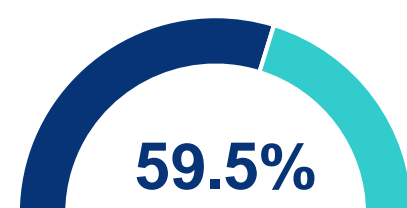
### Cumulative Cases by Location



**Total Tests:  
Overall Percent  
Positive**



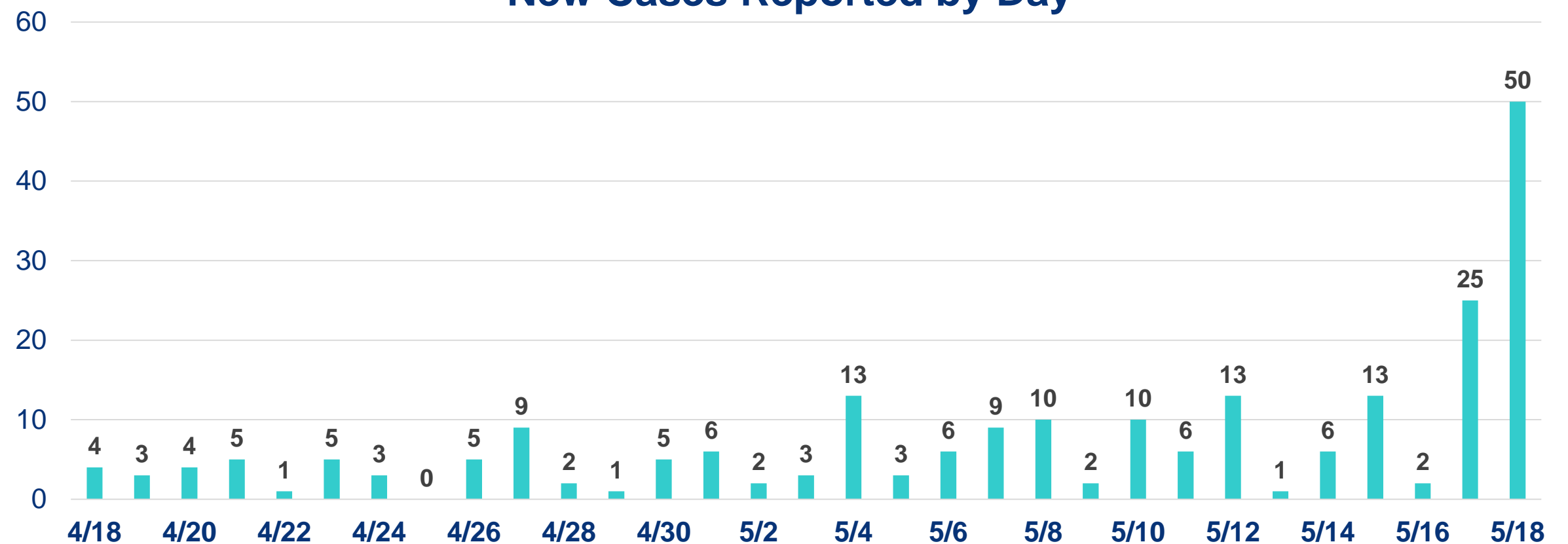
**Total Staffed  
Hospital  
Bed Availability**



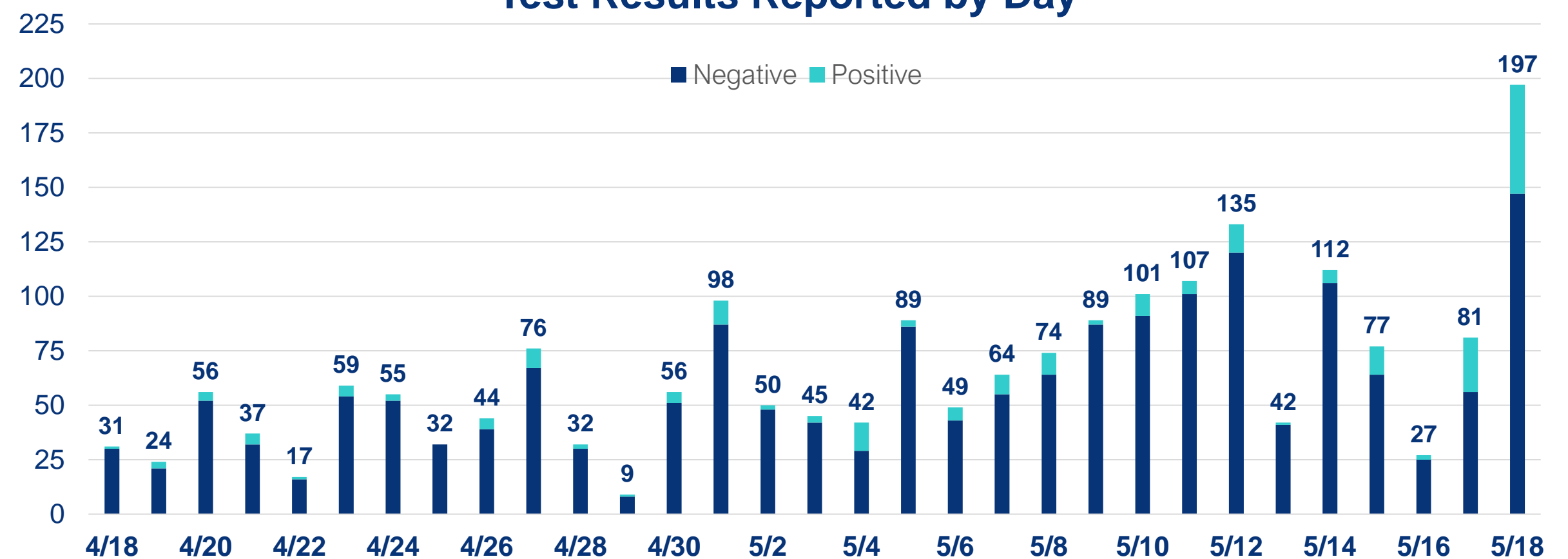
### Stay Connected

Website: [www.martin.fl.us/Coronavirus](http://www.martin.fl.us/Coronavirus)  
 Data: [www.martin.fl.us/COVID19Dashboard](http://www.martin.fl.us/COVID19Dashboard)  
 Community Information Center:  
 772-287-1652 | Monday-Friday, 8AM-5PM  
 Call 2-1-1 if you need to talk to someone

### New Cases Reported by Day



### Test Results Reported by Day



**Note:** Data compiled through a historical look at the information provided by the Florida Department of Health COVID-19 dashboard and the Agency for Health Care Administration's Hospital Bed Capacity Dashboard.  
 FDOH: [floridahealthcovid19.gov/#latest-stats](http://floridahealthcovid19.gov/#latest-stats) ACHA: [ahca.myflorida.com/covid-19\\_alerts.shtml](http://ahca.myflorida.com/covid-19_alerts.shtml)

# MARTIN TOGETHER

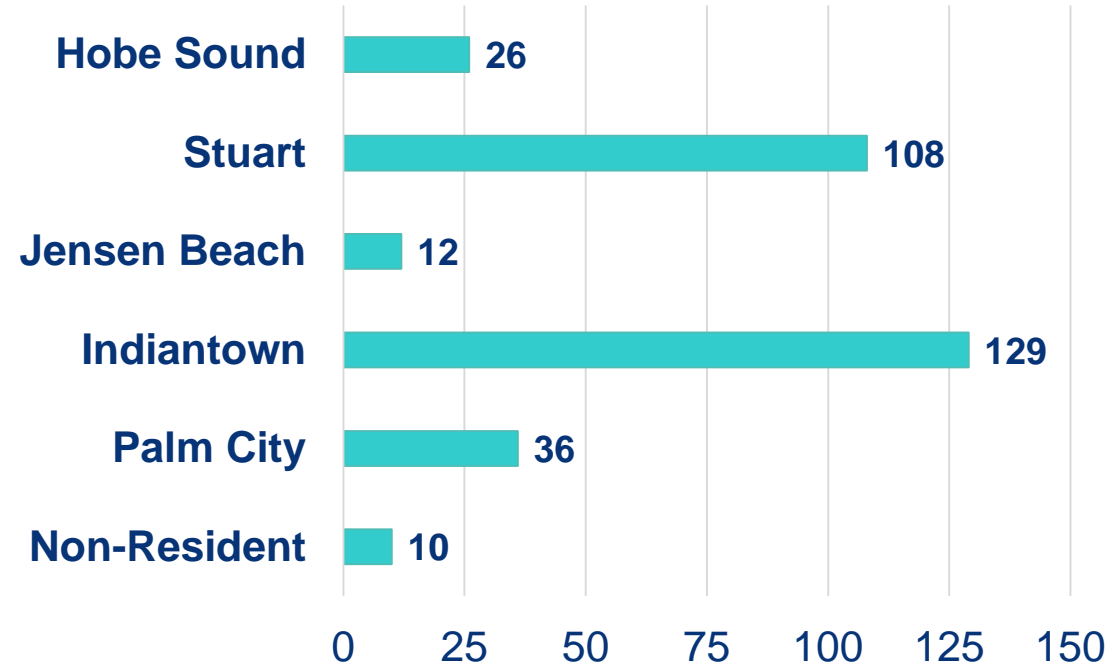
## PLANNING FOR OUR RECOVERY



### Cumulative Case Information

	Current	Change
Cases	321	(+25)
Hospitalized	56	-
Deaths	7	(+1)

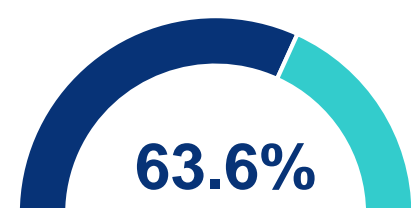
### Cumulative Cases by Location



**Total Tests:  
Overall Percent  
Positive**



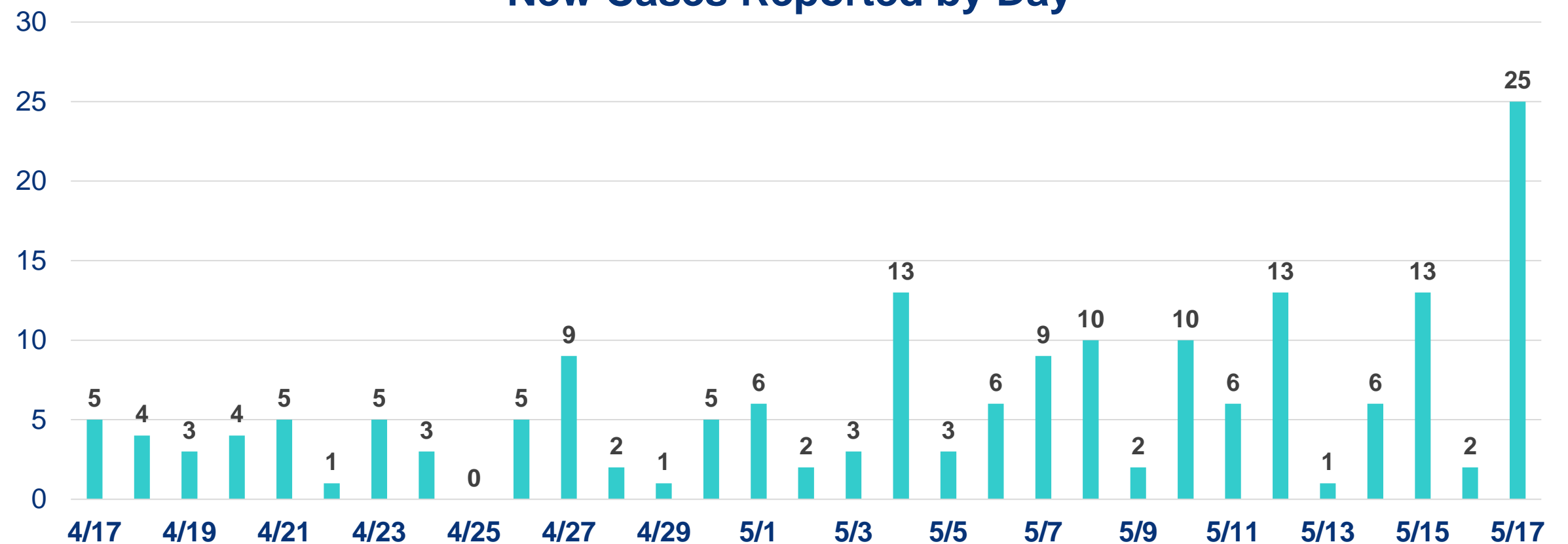
**Total Staffed  
Hospital  
Bed Availability**



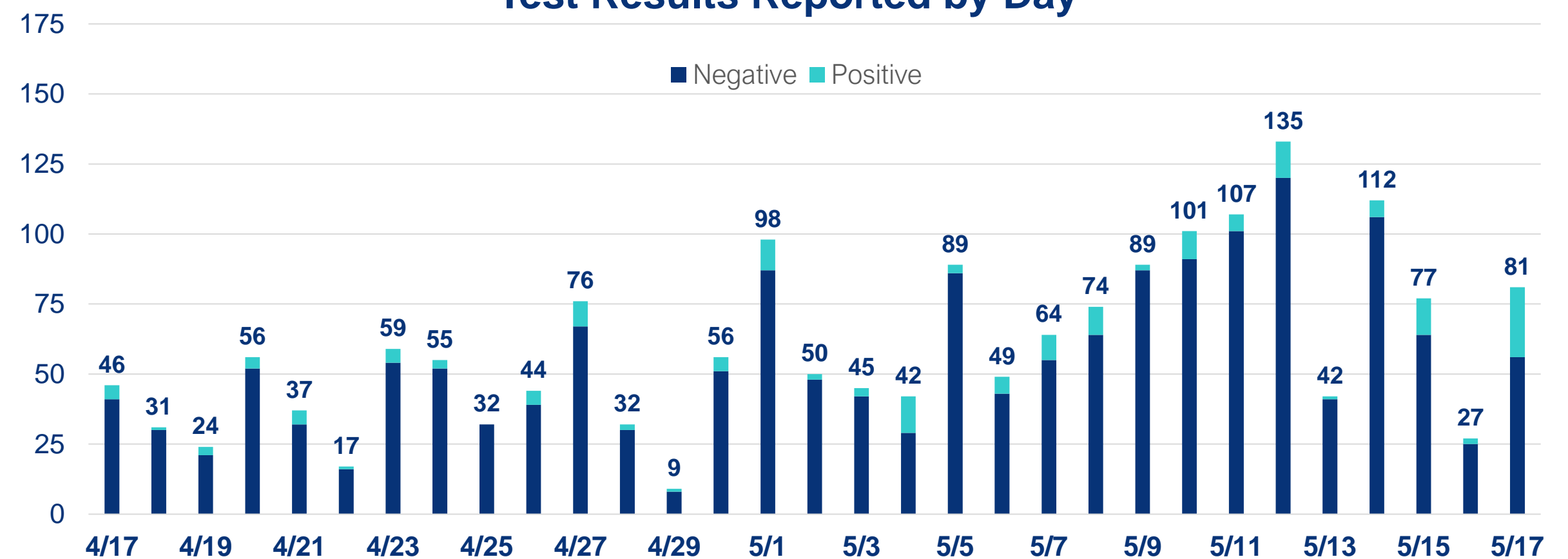
### Stay Connected

Website: [www.martin.fl.us/Coronavirus](http://www.martin.fl.us/Coronavirus)  
 Data: [www.martin.fl.us/COVID19Dashboard](http://www.martin.fl.us/COVID19Dashboard)  
 Community Information Center:  
 772-287-1652 | Monday-Friday, 8AM-5PM  
 Call 2-1-1 if you need to talk to someone

### New Cases Reported by Day



### Test Results Reported by Day



**Note:** Data compiled through a historical look at the information provided by the Florida Department of Health COVID-19 dashboard and the Agency for Health Care Administration's Hospital Bed Capacity Dashboard.  
 FDOH: [floridahealthcovid19.gov/#latest-stats](http://floridahealthcovid19.gov/#latest-stats) ACHA: [ahca.myflorida.com/covid-19\\_alerts.shtml](http://ahca.myflorida.com/covid-19_alerts.shtml)

# MARTIN TOGETHER

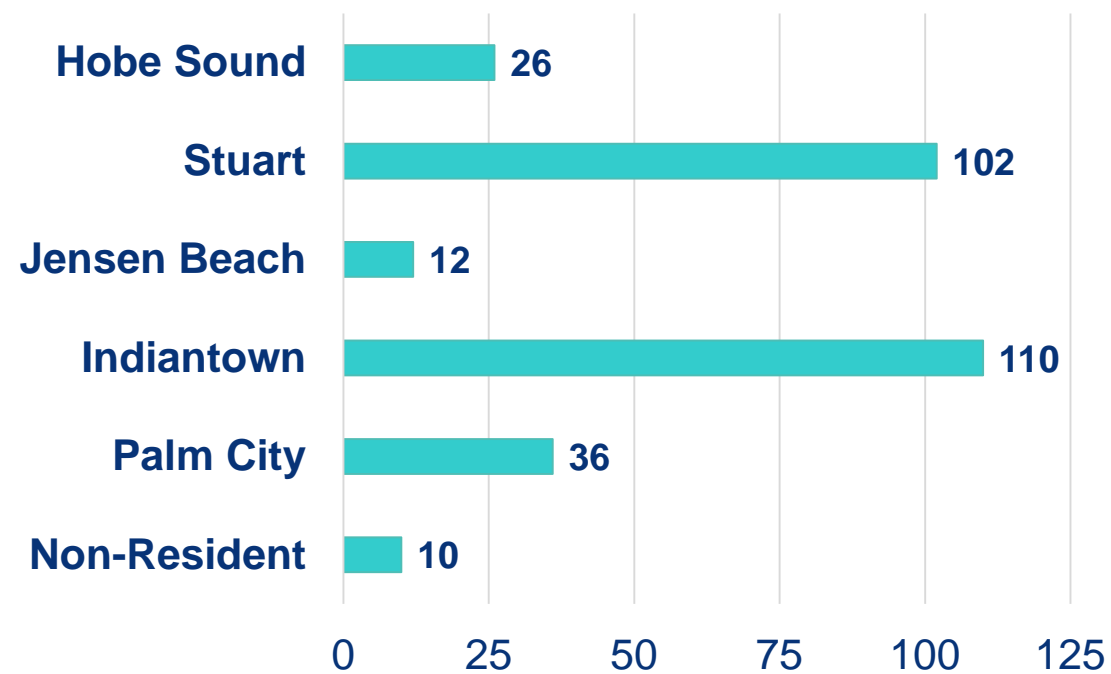
## PLANNING FOR OUR RECOVERY



### Cumulative Case Information

	Current	Change
Cases	296	(+2)
Hospitalized	56	(+1)
Deaths	6	-

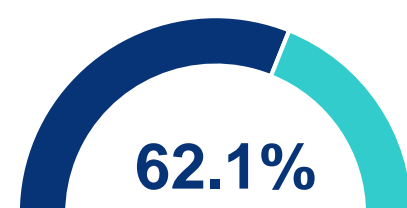
### Cumulative Cases by Location



**Total Tests:  
Overall Percent  
Positive**



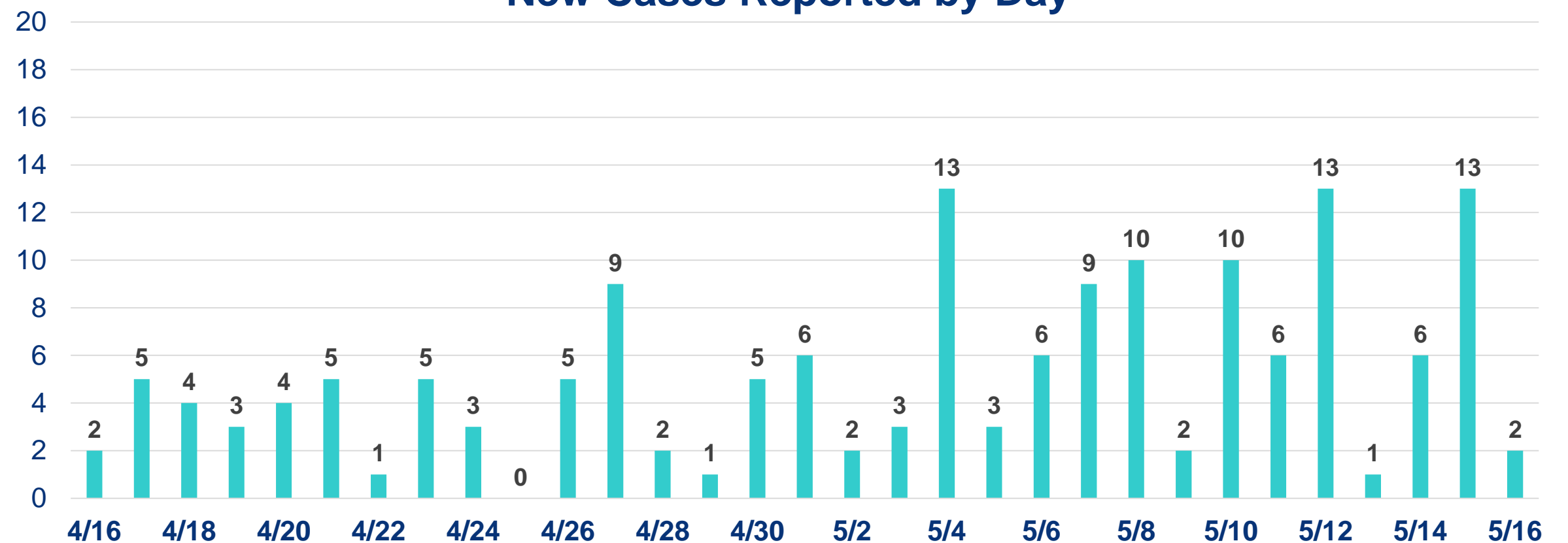
**Total Staffed  
Hospital  
Bed Availability**



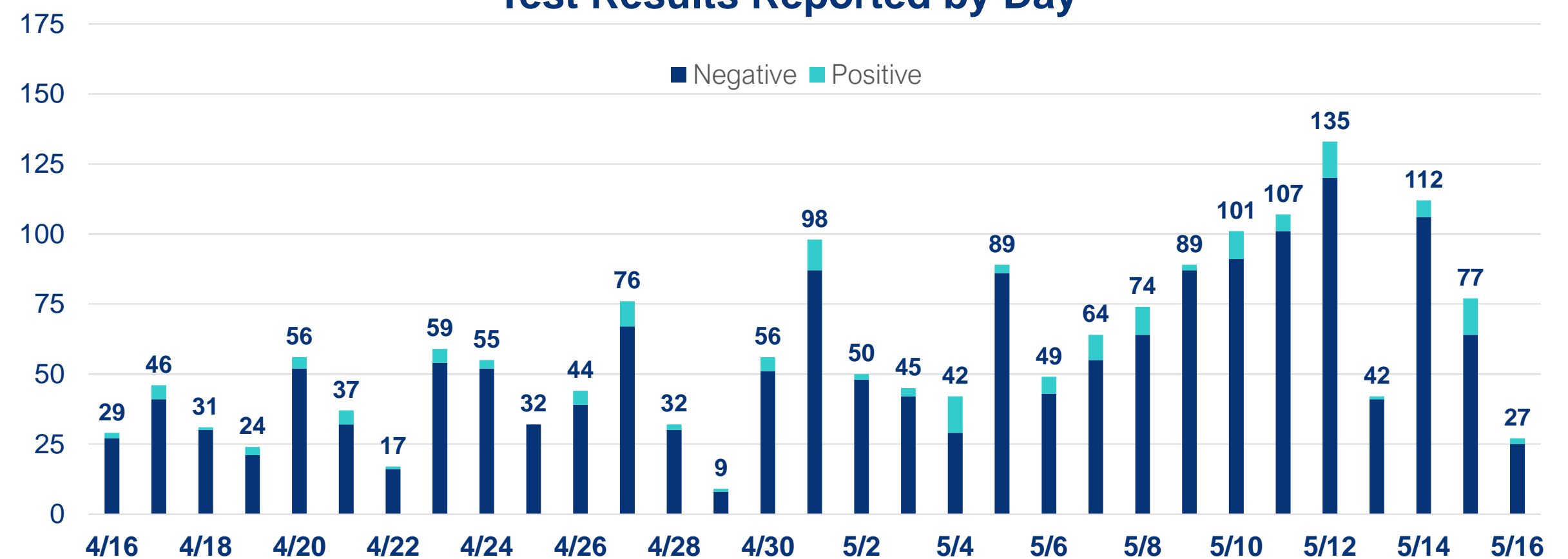
### Stay Connected

Website: [www.martin.fl.us/Coronavirus](http://www.martin.fl.us/Coronavirus)  
 Data: [www.martin.fl.us/COVID19Dashboard](http://www.martin.fl.us/COVID19Dashboard)  
 Community Information Center:  
 772-287-1652 | Monday-Friday, 8AM-5PM  
 Call 2-1-1 if you need to talk to someone

### New Cases Reported by Day



### Test Results Reported by Day



**Note:** Data compiled through a historical look at the information provided by the Florida Department of Health COVID-19 dashboard and the Agency for Health Care Administration's Hospital Bed Capacity Dashboard.  
 FDOH: [floridahealthcovid19.gov/#latest-stats](http://floridahealthcovid19.gov/#latest-stats) ACHA: [ahca.myflorida.com/covid-19\\_alerts.shtml](http://ahca.myflorida.com/covid-19_alerts.shtml)

# MARTIN TOGETHER

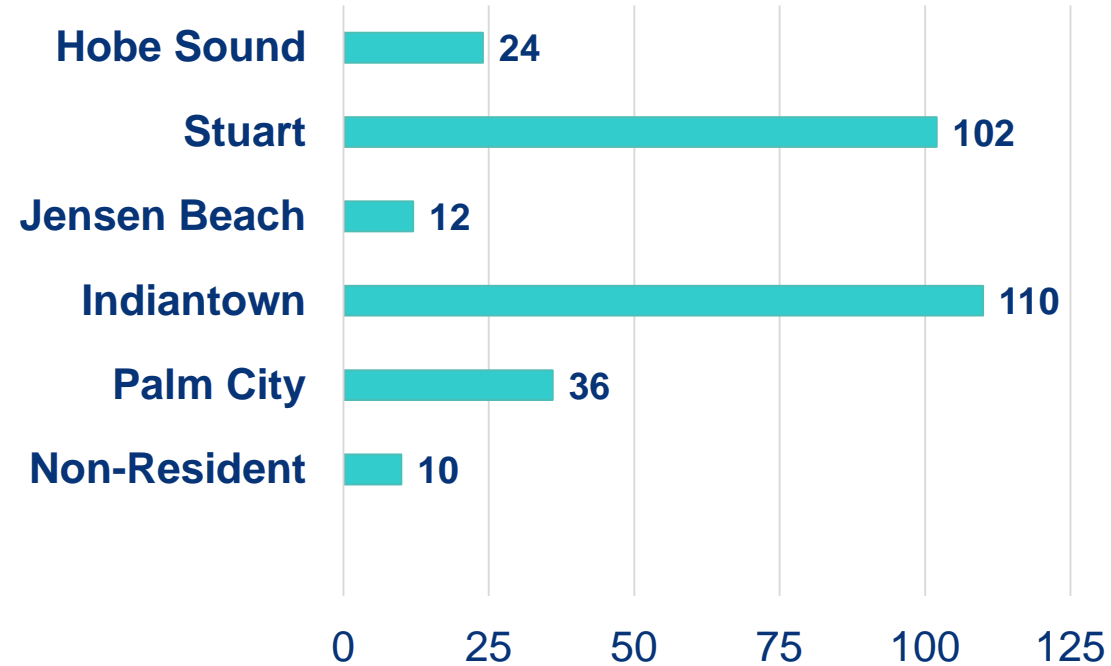
## PLANNING FOR OUR RECOVERY



### Cumulative Case Information

	Current	Change
Cases	294	(+13)
Hospitalized	55	(+6)
Deaths	6	-

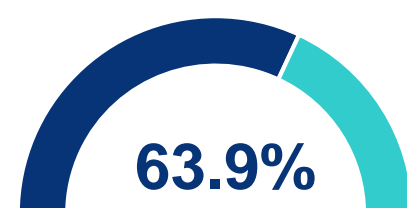
### Cumulative Cases by Location



**Total Tests:  
Overall Percent  
Positive**



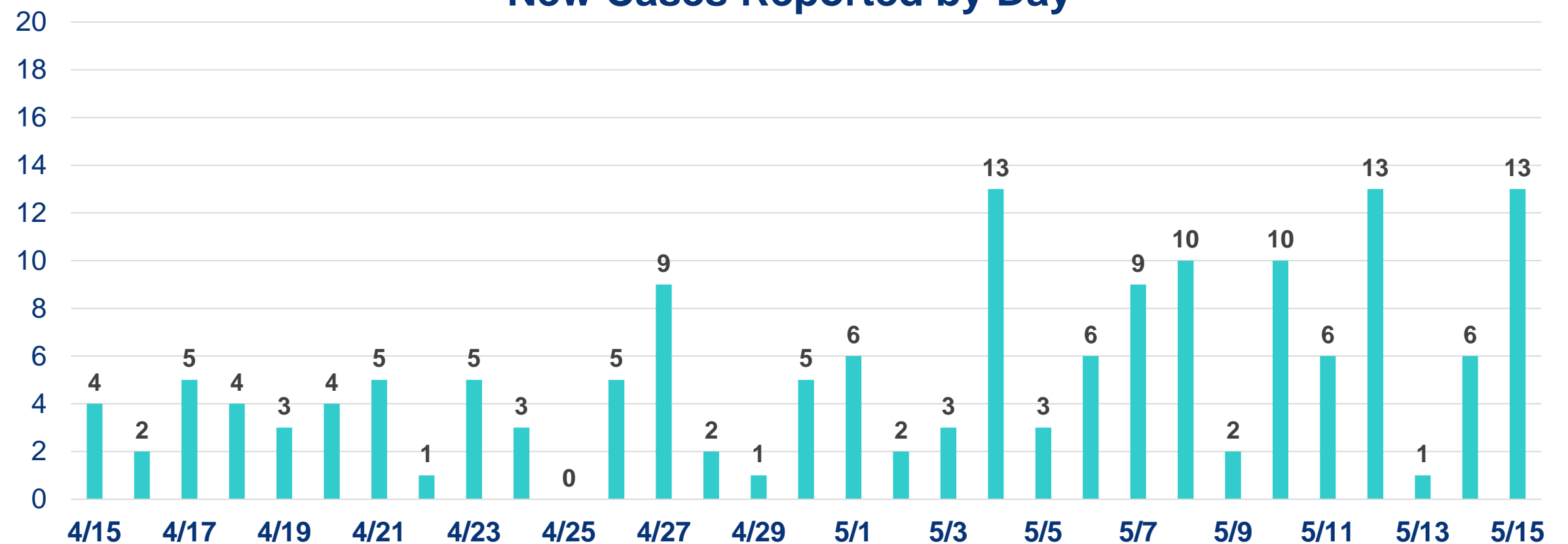
**Total Staffed  
Hospital  
Bed Availability**



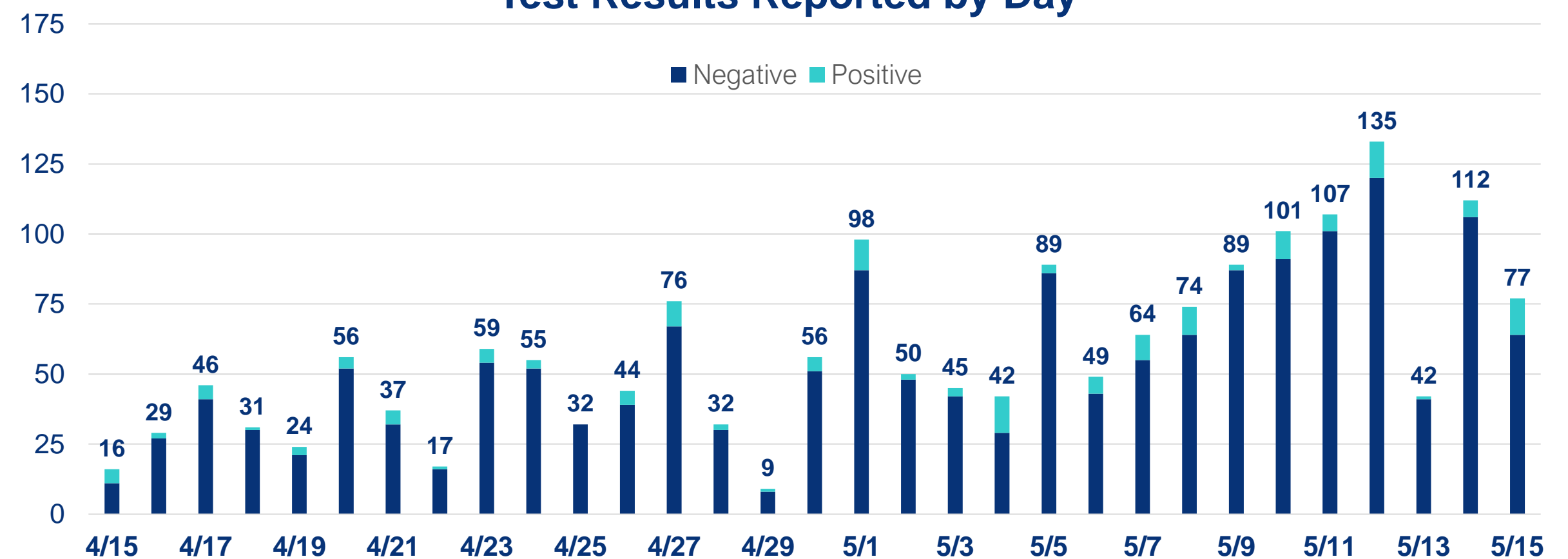
### Stay Connected

Website: [www.martin.fl.us/Coronavirus](http://www.martin.fl.us/Coronavirus)  
 Data: [www.martin.fl.us/COVID19Dashboard](http://www.martin.fl.us/COVID19Dashboard)  
 Community Information Center:  
 772-287-1652 | Monday-Friday, 8AM-5PM  
 Call 2-1-1 if you need to talk to someone

### New Cases Reported by Day



### Test Results Reported by Day



**Note:** Data compiled through a historical look at the information provided by the Florida Department of Health COVID-19 dashboard and the Agency for Health Care Administration's Hospital Bed Capacity Dashboard.  
 FDOH: [floridahealthcovid19.gov/#latest-stats](http://floridahealthcovid19.gov/#latest-stats) ACHA: [ahca.myflorida.com/covid-19\\_alerts.shtml](http://ahca.myflorida.com/covid-19_alerts.shtml)